

Wasser-Heizgeräte
Water heaters

Zubehörkatalog
Accessories

DBW 160 (2016)

DBW 230 (2020)

DBW 300

DBW 350

DBW 470

DW 230

DW 300

DW 350

GBW 300

Thermo 230

Thermo 300

Thermo 350

Inhaltsübersicht:

| | | |
|-----|--|----|
| 1. | Brennluftsystem / Combustion air system | 3 |
| 2. | Abgassystem / Exhaust system | 4 |
| 3. | Brennstoffsystem / Fuel supply | 6 |
| 4. | Wassersystem / Water system | 10 |
| 5. | Umwälzpumpen / Circulating pump | 14 |
| 6. | Montageteile / Mounting parts | 16 |
| 7. | Elektrische Bedienteile / Electrical controls | 18 |
| 8. | Elektrische Zubehörteile / Electrical accessories | 20 |
| 9. | Prüfgeräte / Test units | 23 |
| 10. | Spezialwerkzeuge / Special tools | 24 |
| 11. | Dicht- und Schutzmittel / Jointing and protective agents | 25 |

Wichtige Hinweise

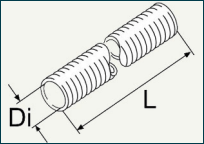
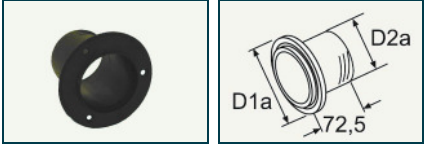
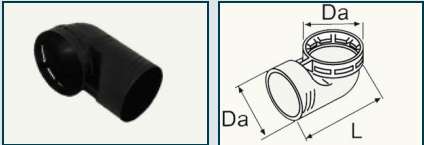
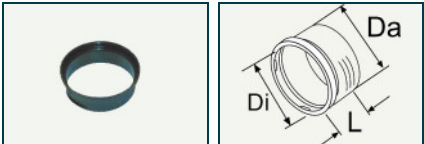
Vorliegender Zubehörkatalog soll die Zusammenstellung und Bevorratung von Zubehörteilen für Heizgeräte erleichtern. Für Lieferungen gelten ausschließlich unsere Verkaufs- und Lieferbedingungen.

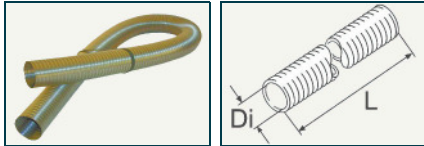

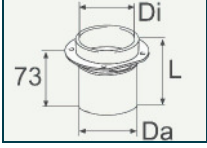
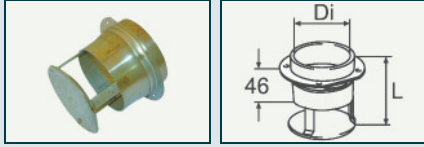
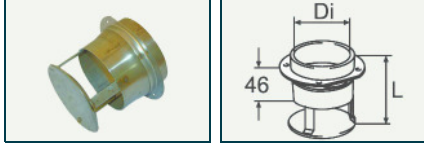
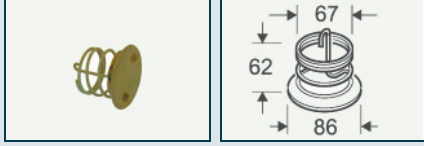
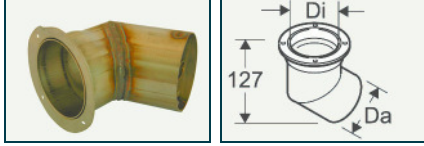
Grundsätzlich sind die Betriebsanleitungen und Einbauanweisungen der betreffenden Heizgeräte zu beachten.

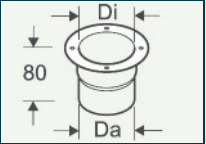

Important information



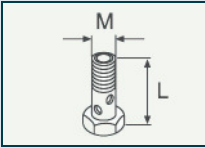

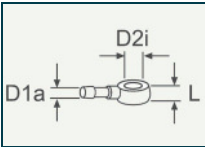





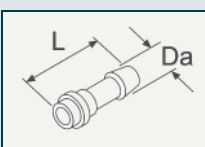

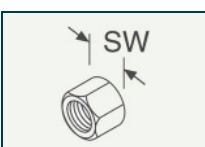
This catalogue shows the range of accessories and components which are available for the use with the range of Webasto heaters. Deliveries are made in accordance with our normal conditions of trade.


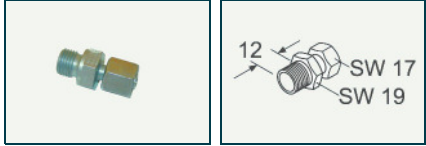

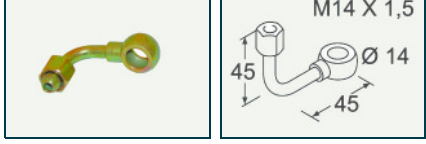
Obviously the operating instructions for each heater must be followed.


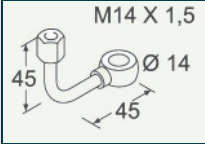



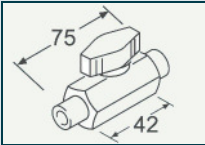

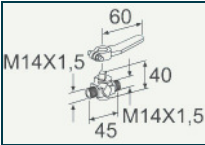


| Bild Fig. | Benennung Description | Einsatz in Usage | Daten / Hinweise Data / Remarks | Best.-Nr. Part.-No. |
|---|--|-----------------------|--|------------------------|
|  | Flex. Rohr flexible pipe | Thermo 230/300/350 | Di = 55; Papier, Aluminium, Kunststoff (Meterware) paper / aluminum / plastics (yard goods) Brennluftansaugung / air inlet | 441376Z |
|  | Wandstutzen wall pipe | | D1a = 87; D2a = 55 Kunststoff / plastics | 492884Z |
|  | Heizluftkrümmer hot air elbow | Thermo 230/300/350 | Da = 55; L = 100 Kunststoff / plastics drehbar / rotating | 101404Z |
|  | Adapter für Heizluftkrümmer adapter for hot air elbow | Thermo 230/300/350 | Da = 55 / Di = 55; L = 20 Kunststoff / plastics für / to: 492884Z Wandstutzen / wall pipe 101404Z Heizluftkrümmer / hot air elbow | 82315A |
| | | | | |
| | | | | |
| | | | | |





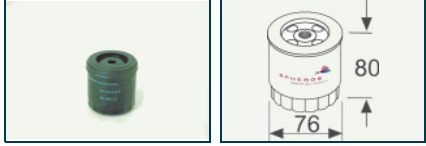
| Bild Fig. | Bennennung Description | Einsatz in Usage | Daten / Hinweise Data / Remarks | Best.-Nr. Part.-No. |
|--|--|---|--|--------------------------------|
|  | Flex. Rohr (Inox), 2-lagig flexible pipe (inox), 2 layers | DBW 230 (2020)/ 300/350 GBW 300 Thermo 230/300/ 350 | Di = 70 / Da = 75; Di = 80 / Da = 85; Edelstahl; (Meterware) high-grade steel (yard goods) DBW 230 (2020) > Nr./No. .33 DBW 300 > Nr./No. .16 DBW 350 > Nr./No. .01 | 479721Z |
|  | Austrittsrohr exhaust pipe | GBW 300 | Di = 71 / Da = 70; L = 90 DBW 230 (2020) > Nr./No. .33 DBW 300 > Nr./No. .16 DBW 350 > Nr./No. .01 | 460176Z |
|  | Austrittsrohr exhaust pipe | DBW 230 (2020)/ 300/350 | Di = 81 / Da = 80; L = 100 Di = 81 / Da = 80; L = 90 | 132748Z 320439Z |
|  | Austrittsrohr exhaust pipe | DBW 230 (2020)/ 300/350 | Di = 81; L = 98 Di = 81; L = 133 | 132756Z 220701Z |
|  | Austrittsrohr exhaust pipe | DBW 230 (2020)/ 300/350 GBW 300 Thermo 230/300/ 350 | Di = 71; L = 75 L = 98 L = 133 DBW 230 (2020) > Nr./No. .33 DBW 300 > Nr./No. .16 DBW 350 > Nr./No. .01 | 82929A 9012434A 9012435A |
|  | Abgasumlenkung kpl. exhaust gas deflection cpl. | GBW 300 Thermo 230/300/ 350 | | 84970A |
|  | Austrittsrohr kpl. exhaust pipe cpl. | DBW 230 (2020)/ 300/350 GBW 300 Thermo 230/300/ 350 | Di = 71; Da = 70 | 63996A |


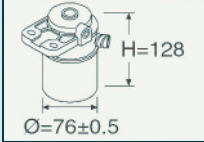



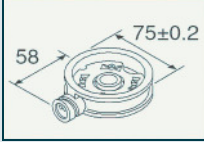
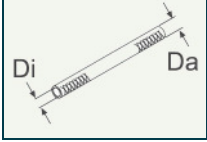


| Bild Fig. | Benennung Description | Einsatz in Usage | Daten / Hinweise Data / Remarks | Best.-Nr. Part.-No. |
|---|-------------------------------------|---|--|--|
|  | Abgasrohr kpl. exhaust pipe cpl. | GBW 300 Thermo 230/300/ 350 | Di = 71; Da = 70; L = 70 L = 80 L = 90 L = 116 L = 216 L = 320 L = 360 | 97386A 65101A 2710056A 9001906A 9001907A 9013019A 98531A |
|  | Schlauchklemme hose clamp | DBW 230 (2020)/ 300/350 GBW 300 Thermo 230/300/ 350 | Di = 68 ... 71 Stahl verzinkt / steel zincs für / to: 479721Z Schlauch / hose | 113518Z |
| | | | | |
| | | | | |
| | | | | |
| | | | | |
| | | | | |
| | | | | |
| | | | | |
| | | | | |


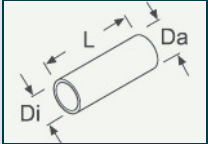

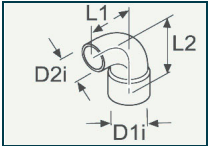

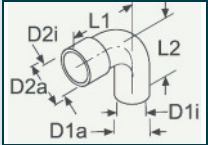

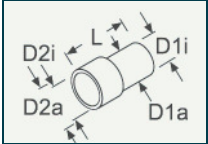

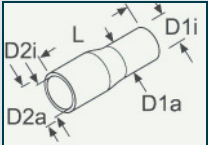

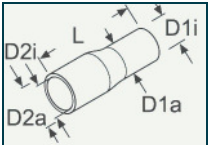

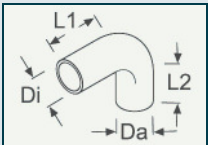
| Bild Fig. | Bennennung Description | Einsatz in Usage | Daten / Hinweise Data / Remarks | Best.-Nr. Part.-No. |
|--|--|--|---|------------------------|
|  | T-Stück T-piece | | 8 x 5 x 8 6 x 5 x 6 | 211540Z 211532Z |
|   | Hohlschraube hollow screw | DBW 160 (2016)/ 230 (2020)/300/ 350/470 Thermo 230/300/ 350 | M 10 x 1; L = 25 M 14 x 1,5; L = 32 | 150754Z 150762Z |
|   | Ringschlauchstück banjo | DBW 160 (2016)/ 230 (2020)/300/ 350/470 GBW 300 Thermo 230/300/ 350 | D1a = 6; D2i = 10; L = 10 D1a = 6; D2i = 14; L = 14 | 277312Z 85785A |
|   | Doppelstutzen connector | DBW 160 (2016)/ 230 (2020)/300/ 350/470 Thermo 230/300/ 350 | M 14 x 1,5 für / to: Brennstofffilter / fuel filter 140708Z 9001819A 9001818B | 417858Z |
|   | Dichtkegel nipple | DBW 160 (2016)/ 230 (2020)/300/ 350/470 Thermo 230/300/ 350 | Da = 6= Rohr-Aussendurch- messer / pipe outer diameter Da = 8= Rohr-Aussendurch- messer / pipe outer diameter für Kugelbuchsenanschluss Bohrungsform U/60° / for ball adapter drilling U/60° | 217824Z 150894Z |
|   | Schlauchdichtkegel nipple (rubber hose) | DBW 160 (2016)/ 230 (2020)/300/ 350/470 Thermo 230/300/ 350 | Da = 6; L = 30 Da = 8; L = 32 | 247049Z |
|   | Überwurfmutter union nut | DBW 160 (2016)/ 230 (2020)/300/ 350/470 Thermo 230/300/ 350 | M 12 x 1,5 / SW 17 M 14 x 1,5 / SW 19 | 150819Z 150827Z |

| Bild Fig. | Benennung Description | Einsatz in Usage | Daten / Hinweise Data / Remarks | Best.-Nr. Part.-No. |
|---|---|---|--|------------------------|
|  | Dichtring gasket ring | DBW 160 (2016)/ 230 (2020)/300/ 350/470 Thermo 230/300/ 350 | D = 12 x 17 D = 14 x 18 Kupfer / copper | 151173Z 151203Z |
|  | Zwischenstück mit Überwurfmutter und Schneidring adapter | DBW 160 (2016)/ 230 (2020)/300/ 350/470 Thermo 230/300/ 350 | M 14 x 1,5 Zwischenstück zwischen 88028C Niederdruck- kugelhahn und 140708Z, 9001818B, 9002975B, 9010929A, 2710096A Brenn- stofffilter adaptor between 88028C fuel cock and 140708Z, 9001818B, 9002975B, 9010929A, 2710096A fuel filter | 87681B |
|  | Ringstutzen mit Schneidring banjo | DBW 160 (2016)/ 230 (2020)/300/ 350/470 Thermo 230/300/ 350 | M 14 x 1,5 Zwischenstück zwischen 88028C Niederdruck- kugelhahn und 140708Z, 9001818B, 9002975B, 9010929A, 2710096A Brenn- stofffilter adaptor between 88028C fuel cock and 140708Z, 9001818B, 9002975B, 9010929A, 2710096A fuel filter | 89615A |
|  | Winkelverbindungs- stück mit Kugelbuchse angle connector | DBW 160 (2016)/ 230 (2020)/300/ 350/470 Thermo 230/300/ 350 | M 14 x 1,5 Zwischenstück zwischen 88028C Niederdruck- kugelhahn und 140708Z, 9001818B, 9002975B, 9010929A, 2710096A Brenn- stofffilter adaptor between 88028C fuel cock and 140708Z, 9001818B, 9002975B, 9010929A, 2710096A fuel filter | 2710925A |



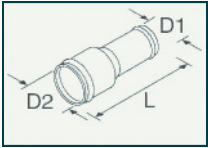

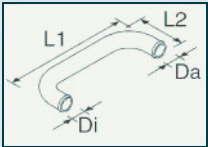

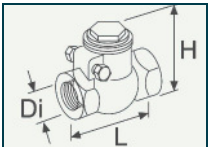



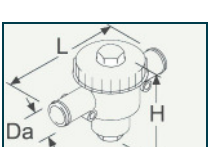


| Bild Fig. | Bennennung Description | Einsatz in Usage | Daten / Hinweise Data / Remarks | Best.-Nr. Part.-No. |
|--|---|--|--|-----------------------------------|
|   | Winkelverbindungsstück mit Schneidring angle connector | DBW 160 (2016)/ 230 (2020)/300/ 350/470 Thermo 230/300/ 350 | M 14 x 1,5 Zwischenstück zwischen 88028C Niederdruck- kugelhahn und 140708Z, 9001818B, 9002975B, 9010929A, 2710096A Brenn- stofffilter adaptor between 88028C fuel cock and 140708Z, 9001818B, 9002975B, 9010929A, 2710096A fuel filter | 9003862A |
|   | Rückschlagventil mit Schneidring und Über- wurfmutter non-return valve | DBW 160 (2016)/ 230 (2020)/300/ 350/470 Thermo 230/300/ 350 | M 14 x 1,5; SW 17 / 19; L = 52 für Gewindeanschluss / for threaded connector Bohrungsform U/60° / drilling U/60° Kugelbuchsenanschluss / ball adapter | 65063C |
|   | Niederdruck-Kugel- hahn fuel cock Brennstofffilter fuel filter | DBW 160 (2016)/ 230 (2020)/300/ 350/470 Thermo 230/300/ 350 DBW 160 (2016)/ 230 (2020)/300/ 350/470 Thermo 230/300/ 350 | M 14 x 1,5 beidseitig / reciprocally für Schneidringverschrau- bung for cutting ring connector mit Filtereinsatz / with strainer M 14 x 1,5 beidseitig / reciprocally für Kugelbuchsenverschrau- bung for spherical liner screw con- nection | 88028C 140708Z 2710924A |
|   | Niederdruck-Kugel- hahn fuel cock | DBW 160 (2016)/ 230 (2020)/300/ 350/470 Thermo 230/300/ 350 | M 14 x 1,5 beidseitig / reciprocally für Kugelbuchsenanschluss/ for spherical liner screw con- nection | 136999Z |
|   | Brennstofffilter fuel filter | DBW 160 (2016)/ 230 (2020)/300/ 350/470 Thermo 230/300/ 350 | mit Filtereinsatz / with strainer | 140708Z |

| Bild Fig. | Benennung Description | Einsatz in Usage | Daten / Hinweise Data / Remarks | Best.-Nr. Part.-No. |
|---|---|---|---|------------------------|
|  | Filtereinsatz strainer | DBW 160 (2016)/ 230 (2020)/300/ 350/470 Thermo 230/300/ 350 | für / to: 140708Z Brennstofffilter / fuel filter | 97457A |
|  | Anschlusssteile (Beutel) connecting parts (bag) | DBW 160 (2016)/ 230 (2020)/300/ 350/470 Thermo 230/300/ 350 | 417858Z Doppelstutzen / double uni- on M14 x 1,5 150819Z Überwurfmutter / union nut DIN3870-BLL6-A3G 150827Z Überwurfmutter / union nut DIN3870-LL8-A3G-Form BWE2 150894Z Dichtkegel / conical nipple DIN7608-B6-6.8 151203Z Dichtring / preformed packing DIN7603-A 14 x 18- CU 217824Z Dichtkegel / conical nipple DIN7608-B4-6.8 für / to: 140708Z 9001819A Brennstofffilter / fuel filter KKC85/1 9002975B | 219495Z |
|  | Wechselfilter replaceable filter | DBW 230 (2020)/ 300/350/470 Thermo 230/300/ 350 | für Diesel / for diesel and heating oil | 9001788A |
|  | Wechselfilter KC 102/01 RME replaceable filter KC 102/01 RME | DBW 230 (2020)/ 300/350/470 Thermo 230/300/ 350 | Speziell für Biodiesel / specially for biodiesel | 9002976A |
|  | Wechselfilter replaceable filter | DBW 230 (2020)/ 300/350/470 | für Diesel und Biodiesel / for biodiesel and heating oil Bei Verwendung von Biodie- sel einen beheizten Brenn- stofffilter einsetzen / The usage of biodiesel requi- res a heated fuel filter | 9011807C |

| Bild Fig. | Bennennung Description | Einsatz in Usage | Daten / Hinweise Data / Remarks | Best.-Nr. Part.-No. |
|--|--|---|--|------------------------|
|   | Brennstofffilter mit Heizadapter fuel filter with heating adapter | DBW 160 (2016)/ 230 (2020)/300/ 350/470 Thermo 230/300/ 350 | | 2710096A |
|   | Temperaturschalter temperature switch | DBW 230 (2020)/ 300/350/470 Thermo 230/300/ 350 | M 14 x 1,5 für Brennstofffilter mit Heizadapter / for fuel filter with heating adapter | 9001820A |
|   | Heizadapter kpl. heating adapter cpl. | DBW 160 (2016)/ 230 (2020)/300/ 350/470 Thermo 230/300/ 350 | | 9012229A |
|  | Brennstoffschlauch PME 20M Anschluss fuel hose PME | DBW 160 (2016)/ 230 (2020)/300/ 350/470 Thermo 230/300/ 350 | Di = 6 Meterware / yard goods | 66636A |
|   | Brennstofffilter fuel filter | DBW 160 (2016)/ 230 (2020)/300/ 350/470 Thermo 230/300/ 350 | mit Filtereinsatz / with strainer | 140708Z |

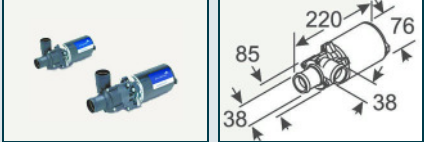
| Bild Fig. | Bennennung Description | Einsatz in Usage | Daten / Hinweise Data / Remarks | Best.-Nr. Part.-No. |
|---|------------------------|---|--|--|
|   | Schlauch hose | DBW 230 (2020)/ 300/350/470 GBW 300 Thermo 230/300/ 350 | Di = 38 / Da = 47; L = 65 Di = 38 / Da = 47; L = 82 Di = 38 / Da = 47; L = 110 Di = 38 / Da = 47; L = 130 Silikon / silicone | 87820A 89242A 65082A 9006271A |
|   | Formschlauch bent hose | DBW 230 (2020)/ 300/350/470 GBW 300 Thermo 230/300/ 350 | D1i = 38 / D2i = 32; L1 = 90 / L2 = 70 Da = 47 Reduzierkrümmer / reducer manifold Silikon / silicone | 9002086A |
|   | Formschlauch bent hose | DBW 230 (2020)/ 300/350/470 GBW 300 Thermo 230/300/ 350 | D1i = 38 / D2i = 35; D1a = 47 / D2a = 44; L1 = 80; L2 = 80 Reduzierkrümmer / reducer manifold Silikon / silicone | 65217A |
|   | Formschlauch bent hose | DBW 230 (2020)/ 300/350/470 GBW 300 Thermo 230/300/ 350 | D1i = 35 / D2i = 38; D1a = 44 / D2a = 47; L = 70 Silikon / silicone | 91889A |
|   | Formschlauch bent hose | DBW 230 (2020)/ 300/350/470 GBW 300 Thermo 230/300/ 350 | D1i = 28 / D2i = 38; D1a = 37 / D2a = 47; L = 100; Elastomer Reduzierung / reduction | 90916A |
|   | Formschlauch bent hose | DBW 230 (2020)/ 300/350/470 GBW 300 Thermo 230/300/ 350 | D1i = 32 / D2i = 38; D1a = 41 / D2a = 47; L = 70 Silikon / silicone Reduzierung / reduction | 92561A |
|   | Formschlauch bent hose | DBW 230 (2020)/ 300/350/470 GBW 300 Thermo 230/300/ 350 | Di = 38 / Da = 47; L1 = 70 / L2 = 90 Di = 38 / Da = 47; L1 = 70 / L2 = 105 Di = 38 / Da = 47; L1 = 80 / L2 = 90 Silikon / silicone | 91917A 91916A 87817A |

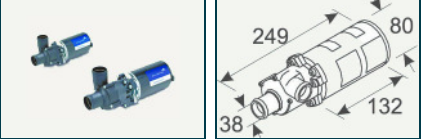
| Bild Fig. | Bennennung Description | Einsatz in Usage | Daten / Hinweise Data / Remarks | Best.-Nr. Part.-No. |
|---|---------------------------------|---|---|--|
|  | Formschlauch bent hose | DBW 230 (2020)/ 300/350/470 GBW 300 Thermo 230/300/ 350 | Di = 38 / Da = 45; L1 = 150 / L2 = 65 / L3 = 84 Elastomer | 9007397A |
|  | Schlauch hose | DBW 230 (2020)/ 300/350/470 GBW 300 Thermo 230/300/ 350 | Di = 28 / Da = 37; L = 180 Silikon / silicone | 65216A |
|  | Formschlauch bent hose | DBW 230 (2020)/ 300/350/470 GBW 300 Thermo 230/300/ 350 | Di = 15; Da = 25 Silikon / silicone | 97002A |
|  | Verbindungsrohr connection pipe | DBW 230 (2020)/ 300/350/470 GBW 300 Thermo 230/300/ 350 | Da = 38 x 1,5 / L = 70 Da = 38 x 1,5 / L = 150 Da = 38 x 1,5 / L = 307 Da = 38 x 1,5 / L = 120 | 9003617B 97029A 65814A 9011171A |
|  | Rohrbogen pipe bend | DBW 230 (2020)/ 300/350/470 GBW 300 Thermo 230/300/ 350 | Da = 38 x 1,5 L1 = 49 / L2 = 121 / L3 = 104 / L4 = 32 Kupfer / copper | 84070B |
|  | Rohrbogen pipe bend | | | 97172A |
|  | Rohrbogen pipe bend | DBW 230 (2020)/ 300/350/470 GBW 300 Thermo 230/300/ 350 | Da = 38 x 1,5 L1 = 49 / L2 = 121 / L3 = 104 / L4 = 32 Kupfer / copper | 93238B |


| Bild Fig. | Bennennung Description | Einsatz in Usage | Daten / Hinweise Data / Remarks | Best.-Nr. Part.-No. |
|---|---|---|---|---------------------|
|  | Rohr pipe | DBW 230 (2020)/ 300/350/470 GBW 300 Thermo 230/300/ 350 | Da = 38 x 1,5 | 65810A 65816A |
|   | Reduzierung pipe bend | DBW 230 (2020)/ 300/350/470 GBW 300 Thermo 230/300/ 350 | Da = 38 x 2,8 Kupfer / copper | 9001353B |
|   | Rohr pipe | DBW 230 (2020)/ 300/350/470 GBW 300 Thermo 230/300/ 350 | Da = 38 x 1,5 Kupfer / copper | 63178B |
|   | Rückschlagklappe one-way valve | DBW 230 (2020)/ 300/350/470 GBW 300 Thermo 230/300/ 350 | Di = 1"; L = 75; H = 74 Di = 1 1/4"; L = 90; H = 90 mit Leckbohrung / with leak hole Bronze / bronze | 210412Z 137154Z |
|   | Handabsperrschieber manual stop valve | DBW 230 (2020)/ 300/350/470 GBW 300 Thermo 230/300/ 350 | Da = 38; L1 = 165; L2 = 85 Messing / brass Gehäuse verchromt / chrome-plated housing | 90736A |
|   | Absperrhahn mit Filter shut-off valve with filter | DBW 230 (2020)/ 300/350/470 GBW 300 Thermo 230/300/ 350 | Da = 38; L = ; H = 131 2/2 Wege-Wasserfilter, Gehäuse Kunststoff / 2/2-way water filter, plastic housing | 91800B |
|   | Wasserfilter 90° mit Absperrhahn / water filter 90° with shut-off valve | DBW 230 (2020)/ 300/350/470 GBW 300 Thermo 230/300/ 350 | Da = 38; L = ; H = 131; 90° Setra, 2/2 Wege-Wasserfilter, Gehäuse Kunststoff / 2/2-way water filter, plastic housing | 901176A |


4 Wassersystem Water system

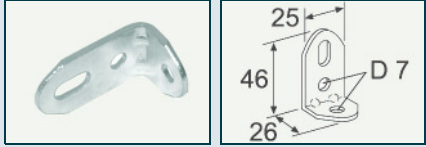
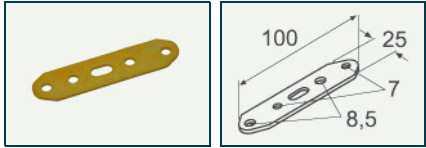
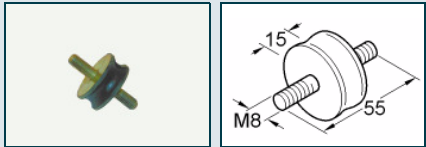
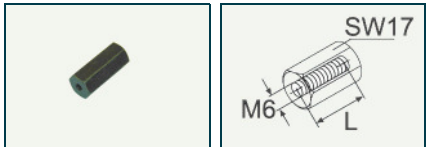


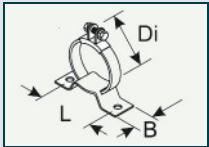
| Bild Fig. | Benennung Description | Einsatz in Usage | Daten / Hinweise Data / Remarks | Best.-Nr. Part.-No. |
|---|---|---|--|------------------------|
|  | Filtereinsatz strainer | DBW 230 (2020)/ 300/350/470 GBW 300 Thermo 230/300/ 350 | Da = 38 für 2/2 Wege-Wasserfilter / for 2/2-way water filter | 66532B |
|  | Absperrhahn mit Filter shut off valve with filter | DBW 230 (2020)/ 300/350/470 GBW 300 Thermo 230/300/ 350 | Da = 35 | 88281A |
|  | Wasserfilter water filter | DBW 230 (2020)/ 300/350/470 GBW 300 Thermo 230/300/ 350 | Da = 38 | 84075A |
| | | | | |
| | | | | |
| | | | | |
| | | | | |
| | | | | |




| Bild Fig. | Benennung Description | Einsatz in Usage | Daten / Hinweise Data / Remarks | Best.-Nr. Part.-No. |
|---|---|---------------------|--|---|
|  | <p>Aquavent 5000 Umwälzpumpe U4814 circulating pump U4814</p> | | <p>229 x 100 x 105; 24 V; 20-28 V ; 104 W; 2,1 kg Variante / variant:</p> <ul style="list-style-type: none"> .04 Kabelbaum 220 lg., mit AMP-Stecker 6,3 harness length 220, AMP connector 6.3 .05 Kabelbaum 570 lg., mit Schlemmerstecker harness length 570, SCHLEMMER connector .06 Kabelbaum 200 lg., mit Jägerkupplung, Stecker belegung br - 2, bl + 1 harness length 200, hunter clutch, pin allocation br - 2, bl + 1 .08 Kabelbaum 190 lg., mit AMP-Stecker 2,8 harness length 190, AMP connector 2.8 .09 Kabelbaum 190 lg., mit Framatonestecker harness length 190, Framatone connector .10 Kabelbaum 200 lg., mit MB/AMP-Stecker harness length 200, MB/AMP connector .11 Kabelbaum 200 lg., mit Grote und Hartmann Stecker 2,8 harness length 200, Grote and Hartmann connector 2.8 .14 Kabelbaum 230 ±20 lg. mit Delphi-Packerstecker harness length 230 ±20 DELPHI-connector | <p>43152D</p> <p>21191D</p> <p>35080D</p> <p>86496D</p> <p>88709D</p> <p>92680C</p> <p>63699C</p> <p>9000744A</p> |

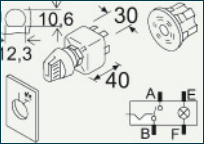
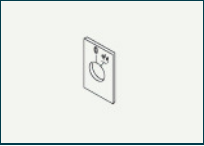
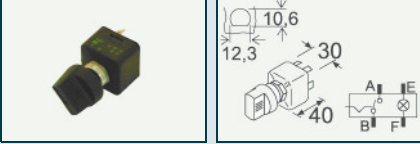

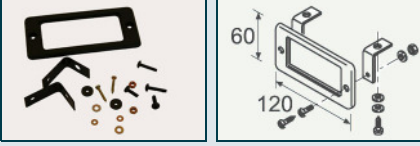
| Bild Fig. | Benennung Description | Einsatz in Usage | Daten / Hinweise Data / Remarks | Best.-Nr. Part.-No. |
|--|---|---------------------|--|---|
|  | <p>Aquavent 5000 S Umwälzpumpe U4854 circulating pump U4854</p> | | <p>249 x 100 x 105; 24 V; 20-28 V ; 104 W; 2,2 kg Variante / variants:</p> <ul style="list-style-type: none"> .01 Kabelbaum 500 lg., mit AMP-Stecker 6,3 harness length 500, AMP connector 6.3 .02 Kabelbaum 500 lg., mit MB/AMP-Stecker harness length 500, MB/AMP connector .03 Kabelbaum 500 lg., mit Grote und Hartmann Stecker 2,8 harness length 500, Grote and Hartmann connector 2.8 .04 Kabelbaum 500 lg., mit Schlemmerstecker harness length 500, SCHLEMMER connector .09 Kabelbaum 500 lg., mit AMP-TAB Stecker harness length 500, AMP/TAB connector | <p>1301681A 1302710A 1302711A 1302712A 1303293A</p> |
| | | | | |
| | | | | |
| | | | | |
| | | | | |

| Bild Fig. | Benennung Description | Einsatz in Usage | Daten / Hinweise Data / Remarks | Best.-Nr. Part.-No. |
|---|---|---------------------|--|------------------------|
|  | <p>Aquavent 6000 C Umwälzpumpe U4855 circulating pump U4855</p> | | <p>225 x 110 x 115; 24 V; 20-28 V ; 210 W; 2,4 kg Variante / variant:</p> | |
| | | | <p>.01 Kabelbaum 500 lg., mit AMP-Stecker 6,3 harness length 500, AMP connector 6.3</p> | <p>2710185A</p> |
| | | | <p>.02 Kabelbaum 500 lg., mit Schlemmerstecker harness length 500, SCHLEMMER connector</p> | <p>2710186A</p> |
| | | | <p>.03 Kabelbaum 500 lg., mit Jägerkupplung, Stecker- belegung br - 2, bl + 1 harness length 500, hunter clutch, pin allocation br - 2, bl + 1</p> | <p>2710187A</p> |
| | | | <p>.04 Kabelbaum 500 lg., mit Grote und Hartmann Stecker 2,8 harness length 500, Grote and Hartmann connector 2.8</p> | <p>2710188A</p> |
| | | | <p>.06 Kabelbaum 230 ±20 lg. m. Delphi-Packerstecker harness length 230 ±20 DELPHI-connector</p> | <p>2710189A</p> |
| | | | <p>.07 Kabelbaum 500 lg., mit Jägerkupplung, Stecker- belegung br - 2, bl + 1 harness length 500, hunter clutch, pin allocation br - 2, bl + 1</p> | <p>2710190A</p> |
| | | | <p>.08 Kabelbaum 500 lg., mit MB/AMP-Stecker harness length 500, MB/AMP connector</p> | <p>2710191A</p> |
| | | | <p>.09 Kabelbaum 500 lg., mit AMP-TAB Stecker harness length 500, AMP/TAB connector</p> | <p>2710192A</p> |

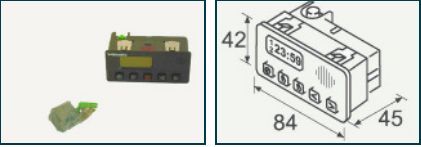

| Bild Fig. | Benennung Description | Einsatz in Usage | Daten / Hinweise Data / Remarks | Best.-Nr. Part.-No. |
|--|--|---------------------|--|---|
|  | <p>Aquavent 6000 SC Umwälzpumpe U4856 circulating pump U4856</p> | | <p>229 x 110 x 115; 24 V; 20-28 V ; 210 W; 2,5 kg Variante / variant:</p> <ul style="list-style-type: none"> .01 Kabelbaum 500 lg., mit AMP-Stecker 6,3 harness length 500, AMP connector 6.3 .02 Kabelbaum 500 lg., mit Schlemmerstecker harness length 500, SCHLEMMER connector .03 Kabelbaum 500 lg., mit Jägerkupplung, Stecker- belegung br - 2, bl + 1 harness length 500, hunter clutch, pin allocation br - 2, bl + 1 .04 Kabelbaum 500 lg.,mit Grote und Hartmann Stecker 2,8 harness length 500, Grote and Hartmann connector 2.8 .05 Kabelbaum 190 lg., mit AMP-Stecker 2,8 harness length 190, AMP connector 2.8 .06 Kabelbaum 230 ±20 lg. m. Delphi-Packerstecker harness length 230 ±20, DELPHI connector .07 Kabelbaum 500 lg., mit Jägerkupplung, Stecker- belegung br - 2, bl + 1 harness length 500, hunter clutch, pin allocation br - 2, bl + 1 .08 Kabelbaum 500 lg., mit MB/AMP-Stecker harness length 500, MB/AMP connector .09 Kabelbaum 500 lg., mit AMP-TAB Stecker harness length 500, AMP-TAB connector | <p>2710194A</p> <p>2710195A</p> <p>2710196A</p> <p>2710197A</p> <p>2710198Z</p> <p>2710200A</p> <p>2710190A</p> <p>2710201A</p> <p>2710202A</p> |

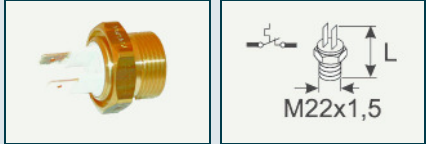

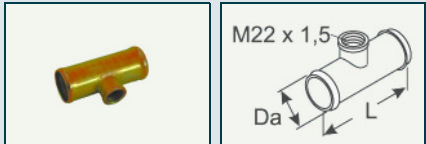



| Bild Fig. | Bennennung Description | Einsatz in Usage | Daten / Hinweise Data / Remarks | Best.-Nr. Part.-No. |
|---|---|--|--|--|
|  | Winkel angle bracket | DBW 160 (2016)/ 230 (2020)/300/ 350/470 GBW 300 Thermo 230/300/ 350 | | 242780Z |
|  | Lochband mounting strip | DBW 160 (2016)/ 230 (2020)/300/ 350/470 GBW 300 Thermo 230/300/ 350 | | 242888Z |
|  | Gummipuffer anti-vibration mount | | M8 beidseitig / reciprocally | 66792A |
|  | Distanzmutter spacer nut | DBW 160 (2016)/ 230 (2020)/300/ 350/470 GBW 300 Thermo 230/300/ 350 | M8; L = 40 Stahl verzinkt / steel zincs | 492329Z |
|  | Distanzscheibe spacer washer | DBW 160 (2016)/ 230 (2020)/300/ 350/470 GBW 300 Thermo 230/300/ 350 | Di = 7, Da = 18, L = 8 | 2710381A |
|  | Schlauchschelle hose clamp | DBW 160 (2016)/ 230 (2020)/300/ 350/470 GBW 300 Thermo 230/300/ 350 | Di = 27 ... 35; Di = 32 ... 39; Di = 40 ... 47; Di = 48 ... 55; Di = 72 ... 79; Di = 80 ... 87; Di = 98 ... 120; Di = 197 ... 218; Di = 197 ... 218; gefedert / spring-mounted Chromstahl / chromated steel | 67859A 67369A 67370A 67371A 67372A 67475A 67373A 9000517A 9010361A |
|  | Spannschelle / Befestigungsschelle mounting / fastening bracket | DBW 160 (2016)/ 230 (2020)/300/ 350/470 GBW 300 Thermo 230/300/ 350 | Di = 40 ... 50; L = 74; B = 25 | 255149Z |


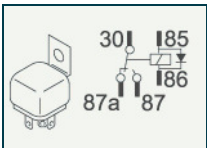
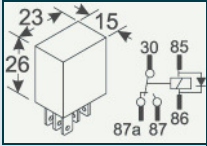
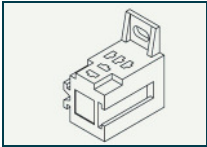
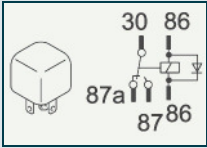

| Bild Fig. | Benennung Description | Einsatz in Usage | Daten / Hinweise Data / Remarks | Best.-Nr. Part.-No. |
|--|---------------------------|--|---|----------------------------|
|  | Ständer stand | DBW 160 (2016)/ 230 (2020)/300/ 350/470 GBW 300 Thermo 230/300/ 350 | für / to: U4851 / U4855 / U4856 / U4852 für Umwälzpumpen / for circulating pump | 233641Z |
|  | Ständer stand | DBW 160 (2016)/ 230 (2020)/300/ 350/470 GBW 300 Thermo 230/300/ 350 | für / to: U4814 / U4854 für Umwälzpumpen / for circulating pump | 37269A |
|  | Rohrschelle pipe clamp | | D = 10 mit Gummi / with rubber D = 38 mit Gummi / with rubber D = 38 | 63299A 63188A 35458A |
| | | | | |
| | | | | |
| | | | | |
| | | | | |
| | | | | |



| Bild Fig. | Benennung Description | Einsatz in Usage | Daten / Hinweise Data / Remarks | Best.-Nr. Part.-No. |
|---|--|--|---|--|
|  | Schalter mit Lampe kpl. switch with light bulb cpl. | DBW 160 (2016)/ 230 (2020)/300/ 350/470 GBW 300 Thermo 230/300/ 350 | 24 V / 7,5 A Frontglas grün / green front glass | 109999Z wird ersetzt durch replaced by 2711011A |
|  | Schild plate | DBW 160 (2016)/ 230 (2020)/300/ 350/470 GBW 300 Thermo 230/300/ 350 | Ersatzteil / spare part für / for 2711011A | 116389Z wird ersetzt durch replaced by 2710821A |
|  | Schalter mit Lampe switch with light bulb | DBW 160 (2016)/ 230 (2020)/300/ 350/470 GBW 300 Thermo 230/300/ 350 | 24 V / 15 A Frontglas grün / green front glass 6,3 mm | 101862Z wird ersetzt durch replaced by 2710469A |
|  | Zentralstecker central plug | DBW 160 (2016)/ 230 (2020)/300/ 350/470 GBW 300 Thermo 230/300/ 350 | | 105365Z |
|  | Einbausatz (Rahmen) mounting kit (digital timer) | | für Vorwahrer 1531 und elektr. Raumthermostat 34875A / for digital timers 1531 and electric thermostat 34875A | 474630Z |
| | | | | |
| | | | | |
| | | | | |

7 Elektrische Bedienteile Electrical controls





| Bild Fig. | Benennung Description | Einsatz in Usage | Daten / Hinweise Data / Remarks | Best.-Nr. Part.-No. |
|---|--|--|--|--|
|  | <p>Vorwahluhr 1531, Standarduhr digital timer 1531, standard timer</p> | <p>DBW 160 (2016)</p> <p>DBW 160 (2016)/ 230 (2020)/300/ 350/470 GBW 300 Thermo 230/300/ 350</p> | <p>3 Vorwahlzeiten, 7 Tage / 3 selection times, 7 days</p> <p>Heizzeit 10 - 120 min heating time 10 - 120 min</p> <p>Vorwahluhr Standard 12 V kpl., mit Kleinteilen / digital timer 12 V cpl., with small parts</p> <p>Vorwahluhr Standard 24 V, mit Kleinteilen / digital timer 24 V, with small parts</p> <p>Vorwahluhr Standard 24 V kpl., mit Kleinteilen / digital timer 24 V cpl., with small parts</p> <p>Elektrische Kleinteile Standard/Kombi (Beutel) / electrical small parts / standard only (bag)</p> <p>Glassockellampe 24 V, 1,4 W lamp 24 V, 1.4 W</p> | <p>88204A</p> <p>88195A wird ersetzt durch replaced by</p> <p>2710824A</p> <p>88191A</p> <p>90808A</p> |
|  | <p>Kabelbaum (Standard-Uhr) cable harness (digital timer)</p> | | <p>Adapterkabelbaum b. Ersatz von 1522 durch 1531 / adapter cable harness requi- red if 1522 is replaced by 1531</p> | <p>88436B</p> |
| | | | | |
| | | | | |
| | | | | |


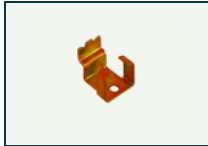
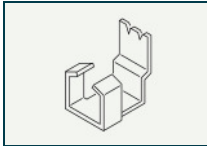
| Bild Fig. | Benennung Description | Einsatz in Usage | Daten / Hinweise Data / Remarks | Best.-Nr. Part.-No. |
|---|---|--|---|---|
|  | Thermostat (Regelthermostat) thermostat (control thermostat) | DBW 160 (2016)/ 230 (2020)/300/ 350/470 Thermo 230/300/ 350 | 35 - 42 °C; Öffner / opener L = 38; 6,3 mm 71 - 76 °C; Öffner / opener L = 39,6; 6,3 mm 73 - 78 °C; Öffner / opener L = 39,6; 6,3 mm 83 - 88 °C; Öffner / opener L = 39,6; 6,3 mm 88 - 98 °C; Öffner / opener L = 39,6; 6,3 mm | 408298Z 43292A 43308A 89558A 35824A |
|  | Dichtring gasket ring | DBW 160 (2016)/ 230 (2020)/300/ 350/470 Thermo 230/300/ 350 | 22 x 27 Kupfer / copper | 217336Z |
|  | Rohrstützen tee piece | DBW 230 (2020)/ 300/350/470 Thermo 230/300/ 350 | Da = 38; L = 100 Stahl / steel Zur Aufnahme des Thermo- staten to install the thermostat | 138169Z |
|  | Leuchte (Betriebsanzeige) light (operation indicator) | DBW 160 (2016)/ 230 (2020)/300/ 350/470 GBW 300 Thermo 230/300/ 350 | grün / green orange / orange max. 5 W | 388742Z 388750Z |
|  | Röhrenlampe light bulb | DBW 160 (2016)/ 230 (2020)/300/ 350/470 GBW 300 Thermo 230/300/ 350 | 12 V / 2 W 24 V / 2 W für / to: 388742Z Lampe / lamp 388750Z Lampe / lamp | 161748Z 161756Z |
|  | Relais (Wechsler) relay (change over) | DBW 160 (2016)/ 230 (2020)/300/ 350/470 GBW 300 Thermo 230/300/ 350 | 24 V; 10/20 A Metallgehäuse / metal housing | 248401Z |

| Bild Fig. | Bennennung Description | Einsatz in Usage | Daten / Hinweise Data / Remarks | Best.-Nr. Part.-No. |
|---|---|--|--|---------------------|
|  | Steckhülsegehäuse (für Relais) connector housing (to relay) | DBW 160 (2016)/ 230 (2020)/300/ 350/470 GBW 300 Thermo 230/300/ 350 | 5 polig / 5 pins für / to: 248401Z Relais / relay 24 V 98525A Relais / relay 12 V 15752A Umschaltrelais / relay | 216542Z |
|  | Relais (Wechsler, Diode eingebaut) relay (change over, built in diode) | DBW 160 (2016)/ 230 (2020)/300/ 350/470 GBW 300 Thermo 230/300/ 350 | 12 V; 20/30 A 6,3 mm mit sep. Befestigungsglasche für / with separate fastening lug for: 216542Z Steckhülsegehäuse / connector housing Kunststoffgehäuse / plastic housing | 98525A |
|  | Relais (Wechsler, Diode eingebaut) relay (change over, built in diode) | DBW 160 (2016)/ 230 (2020)/300/ 350/470 GBW 300 Thermo 230/300/ 350 | 12 V; 25 A 6,3 mm / 5 mm für / for: 66466A Steckhülse socket / connector housing Kunststoffgehäuse / plastic housing | 98560A |
|  | Steckhülse socket (für Relais) connector housing (for relay) | DBW 160 (2016)/ 230 (2020)/300/ 350/470 GBW 300 Thermo 230/300/ 350 | 5 polig / 5 pins zu / to: 98560A Relais / relay | 66466A |
|  | Relais (Wechsler, Diode eingebaut) relay (change over, built in diode) | DBW 160 (2016)/ 230 (2020)/300/ 350/470 GBW 300 Thermo 230/300/ 350 | 12 V; 20/30 A 24 V; 10/20 A Metallgehäuse / metal housing | 476382Z 340987Z |
|  | Steckhülse socket (für Relais) connector housing (for relay) | DBW 160 (2016)/ 230 (2020)/300/ 350/470 GBW 300 Thermo 230/300/ 350 | 5 polig / 5 pins zu / to: 476382Z Relais m. Diode 12 V relay wit diode 12 V 340987Z Relais m. Diode 24V relay wit diode 24 V 261483Z Relais / relay 12 V 261491Z Relais / relay 24 V | 255572Z |

| Bild Fig. | Benennung Description | Einsatz in Usage | Daten / Hinweise Data / Remarks | Best.-Nr. Part.-No. |
|---|---|--|---|----------------------------|
|  | <p>Diodenkapsel diode capsule</p> | <p>DBW 160 (2016)/ 230 (2020)/300/ 350/470 GBW 300 Thermo 230/300/ 350</p> | <p>1 A max. 3 A max.</p> <p>Anschlusstecker / connection plug</p> <p>6,3 mm</p> | <p>210536Z 424560Z</p> |
|  | <p>Magnetventil (für Brennstoff) solenoid valve (for fuel system)</p> | <p>DBW 160 (2016)/ 230 (2020)/300/ 350/470 Thermo 230/300/ 350</p> | <p>24 V; 5 W; M 14 x 1,5</p> <p>6,3 mm</p> <p>für Kugelbuchsenanschluss/ for ball adapter</p> | <p>465674Z</p> |
| | | | | |
| | | | | |
| | | | | |
| | | | | |
| | | | | |
| | | | | |
| | | | | |
| | | | | |

| SPHEROS Bestell-Nr. | Benennung | Einsatz für Heizgeräte | Einsatz Fahrzeug | Abbildung |
|------------------------|------------------------------------|---------------------------------------|--|--|
| 11112249B | PC Diagnose | Thermo/ Thermo S/ GBW/ NGW/ LGW | alle |  |
| 11114224A | Diagnose Adapter PC Diagnose | Thermo 230/300/350 | Standard Thermo |  |
| 66265A | Diagnose Adapter PC Diagnose | Thermo 230/300/350 | MB/ Citaro/ Volvo |  |
| 11114225A | Diagnose Adapter PC Diagnose | Thermo 230/300/350 | MB/ Setra |  |
| 9013532A | Diagnose Adapter PC Diagnose | Thermo 230/300/350 | Neoplan Starliner II |  |
| 88336D | Diagnose Adapter PC Diagnose | Thermo 230/300/350 | MAN/ Neoplan bis 07/ 2010 |  |
| 11114209A | Diagnose Adapter PC Diagnose | Thermo 230/300/350 | MAN (21polig) ab Bj. 08/ 2010 |  |
| 92629H | Diagnose Adapter PC Diagnose | DW 230/300/350 Thermo 230/300/350 | Irisbus (RVI) |  |
| 92637A | Diagnose Adapter PC Diagnose | Thermo 230/300/350 | Van Hool |  |
| 11113842A | Diagnose Adapter PC Diagnose | Thermo 230/300/350 | Solaris |  |

| SPHEROS Bestell-Nr. | Benennung | Einsatz für Heizgeräte | Einsatz Fahrzeug | |
|------------------------|------------------------------------|---------------------------|-------------------------------------|--|
| 9012265C | Diagnose Adapter PC Diagnose | Thermo 230/300/350 | Bahn (Alstom) |  |
| 9007825B | Diagnose Adapter PC Diagnose | NGW/ LGW/ GBW 300 | Gas -betriebene Fahrzeuge |  |
| 11114223A | Diagnose Adapter PC Diagnose | Thermo 230/300/350 | MCI (US) |  |
| 11112344B | Diagnose Adapter PC Diagnose | Thermo 230/300/350 | Standard China |  |

| Bild Fig. | Benennung Description | Einsatz in Usage | Daten / Hinweise Data / Remarks | Best.-Nr. Part.-No. |
|---|---|--|---|------------------------|
|  | <p>Abklemmzange für Wasserschlauch clamping claw for water hose</p> | | <p>für Wasserheizgeräte / for water heaters</p> | <p>331457Z</p> |
|   | <p>Lehre, für Zündelektroden gauge, for ignition electrodes</p> | <p>DBW 160 (2016)/ 230 (2020)/300/ 350</p> | <p>auch für Thermo / also for thermo</p> | <p>310646Z</p> |
| | | | | |
| | | | | |
| | | | | |
| | | | | |
| | | | | |
| | | | | |
| | | | | |
| | | | | |

11 Dicht- und Schutzmittel Jointing and protective agents

| Bild Fig. | Bennennung Description | Einsatz in Usage | Daten / Hinweise Data / Remarks | Best.-Nr. Part.-No. |
|---|--|--|---|------------------------|
| | Fett Isoflex LDS 18 spezial grease Isoflex LDS 18 special | DBW 160 (2016)/ 230 (2020)/300/ 350/470 GBW 300 Thermo 230/300/ 350 | 1000 g 40 g für Getriebe und Kugellager for gears and ball bearing | 143847Z 143820Z |
| | Dichtmasse Curil T jointing paste Curil T | DBW 160 (2016)/ 230 (2020)/300/ 350/470 Thermo 230/300/ 350 | 100 g für Brennstoffleitungen / for fuel pipes | 108875Z |
|  | Sicherungslack rot locking varnish red | DBW 160 (2016)/ 230 (2020)/300/ 350/470 GBW 300 Thermo 230/300/ 350 | 20 ml für Schrauben und Muttern for screws and nuts | 154245Z |
| | Schutzwachs (transparent) protective wax (transparent) | DBW 160 (2016)/ 230 (2020)/300/ 350/470 GBW 300 Thermo 230/300/ 350 | 400 ml für Korrosionsschutz / for anticorrosive | |
|  | Spezial-Kontaktspray special contact spray | DBW 160 (2016)/ 230 (2020)/300/ 350/470 GBW 300 Thermo 230/300/ 350 | 250 ml für elektrische Verbindun- gen / for electrical connections | 101322Z |
| | Hochtemperaturfett Copaslip high temperature grease | GBW 300 | 85 g Dichtmittel / Korrosions- schutz sealant / anticorrosive siehe / refer to: Info 231 (770 432) | |
| | Dichtmasse Silicon Typ 1209 sealant Type 1209 | | 30 g 300 g | 23730A 21113A |



Valeo Thermal Commercial Vehicles Germany GmbH
Postfach 1371 - 82198 Gilching - Germany - Tel. +49 (0)8105 7721-0 - Fax +49 (0)8105 7721-889
www.valeo-thermalbus.com - service-valeobus@valeo.com