

Made for every standard dimension


# REVO<sup>®</sup> GLOBAL



The benchmark  
for air conditioning

[WWW.SPHEROS.COM](http://WWW.SPHEROS.COM)

SPHEROS   
motherson



Easy fixing is possible from the inside and the top – integrated sealing concept.

## ► Quality with less

With our REVO® air conditioning unit so well established in diverse markets and fitting on a wide range of buses, we felt that we would not even try to improve it. Instead we developed an innovative unit from scratch.

### No compromises


We focused our knowledge and experience gained from global markets on a completely new product – one that fits on just about any bus.

### Reduced costs

A combination of intelligent design production process and plants on four continents have made it possible to produce a new “global” product family that satisfies German quality standards and still conforms to the needs of markets worldwide. This also ensured a significant reduction in manufacturing and operating costs, which is evident in lower refrigerant requirements and reduced maintenance costs.

### Reduced weight

If we refer to costs, we must also talk about weight and how we opted for aluminium throughout our new product series – in every performance class. The positive experience gained with aluminium, such as considerably reduced service and LCC costs and decreased operating weight, substantiated the decision to build our unit with this material.



Significantly reduced maintenance costs



Designed for all types and demands of buses and coaches from 22 to 47 kW.

## ► Size does matter

A family usually consists of short and long, thick and thin, strong and fast members, but they all have common roots. The common characteristics of our global family are undisputedly strong, regardless of the climatic region, bus type or performance class in which they are used.

### For roof radii from 5,000 to 20,000 mm

We call it the "REVO® Global Housing Concept", an idea that opens up completely new opportunities to our customers and us. It enables us to offer products in all

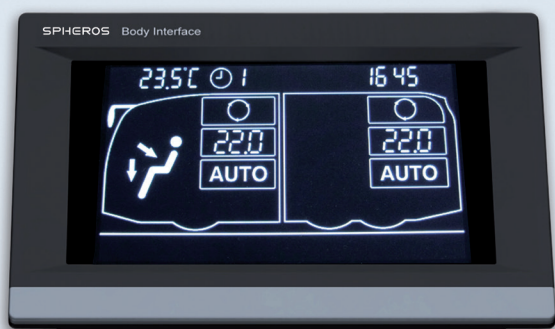
performance classes for all roof radii at competitive prices. That is not only theoretical, but a practical and major step in the implementation of the "global" family concept.

### Why global means local

The concept is "global", but the idea behind means "local", particularly with regard to the implementation, parts, maintenance and service. The components all originate from the global Valeo product family.

### We regulate as well

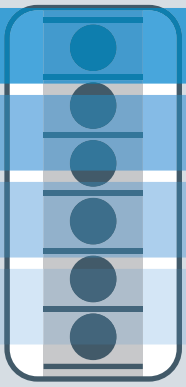
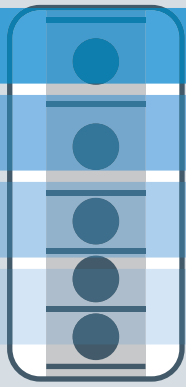
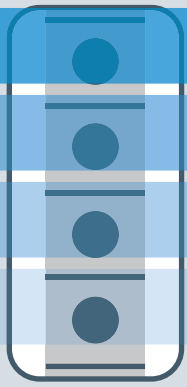
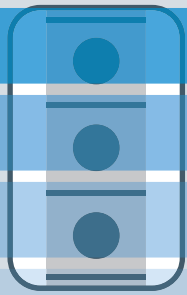

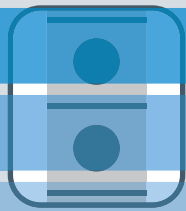
The efficient management of component hardware is backed up by the intelligence of the software and thus the control and inline cross-linking of all information signals, ensuring that the customer's investment makes optimum use of our experience and knowledge.



Control unit and display, the central unit in the modular Valeo Body Interface Concept.



SC 600 - Integrated control at the driver's seat, deployable worldwide.



Short version  
REVO® Global 200

Short version  
REVO® Global 250

Medium version  
REVO® Global 350

Long version  
REVO® Global 400

Long version tropic  
REVO® Global 450

Long version desert  
REVO® Global 500

## HIGHLIGHTS



### Easy Installation

- Easy installation on the bus roof from the inside or top
- Fast gluing due to integrated seal below the unit



### Low Life-Cycle Costs

- Lightweight construction due to aluminium and SMC technology allows lower fuel consumption
- Refrigerant charge 3 kg less than forerunners due to multiflow condenser



### Comfort

- Available from 22kW to 47kW for moderate climate zones and hot countries
- Modular system for a wide range of applications (Short, medium and long version)
- For roof radii from 5,000 to 20,000 mm

## TECHNICAL DATA

| REVO® Global                                | 200                 | 250                 | 350 <sup>1)</sup>   | 400 / 400S          | 450                 | 500                 |
|---|---------------------|---------------------|---------------------|---------------------|---------------------|---------------------|
| Cooling capacity (kW) max                   | 22                  | 25                  | 33                  | 39 / 41             | 43                  | 47                  |
| Heating capacity (kW)*                      | 30*                 | 30*                 | 35*                 | 40*                 | 40*                 | 40*                 |
| Air flow (m³/h)                             | 4,600               | 4,600               | 6,900               | 6,900 / 9,200       | 9,200               | 9,200               |
| Current consumption (A) at full performance | 55                  | 63                  | 77                  | 95 / 112            | 120                 | 128                 |
| Axial blowers                               | 2                   | 3                   | 3                   | 4                   | 5                   | 6                   |
| Radial blowers                              | 4                   | 4                   | 6                   | 6 / 8               | 8                   | 8                   |
| Max. operating temp. (°C)                   | 52                  | 57                  | 52                  | 55                  | 57                  | 60                  |
| Measurement L x W x H (mm)                  | 2,100 x 1,900 x 215 | 2,100 x 1,900 x 215 | 2,500 x 1,900 x 215 | 3,000 x 1,900 x 215 | 3,000 x 1,900 x 240 | 3,000 x 1,900 x 240 |
| Weight (kg)                                 | 90                  | 100                 | 125                 | 160                 | 175                 | 180                 |
| Refrigerant                                 | R 134 a             | R 134 a             | R 134 a             | R 134 a             | R 134 a             | R 134 a             |

\* optional <sup>1)</sup> on demand